

—Note—

Acceleration of Photocatalytic Antibacterial Action of TiO_2 by Halide Ions against Oral Microorganism

Kinji ONODA*, Yasuyuki OHNISHI†, Hiromi SHUTO, Yoshinori NAKAGAWA, Toshio MORIOKA†† and Ikuichiro IZUMI†

Received November 8, 1995; Accepted February 19, 1996

1 INTRODUCTION

The photocatalytic activity of semiconductor powders has been investigated in such heterogeneous photocatalytic processes as hydrogen production from water¹⁾, decomposition of waste organic chemicals²⁾, reduction of carbon dioxide³⁾, various organic chemical syntheses⁴⁾ and bactericidal action against some bacterial species⁵⁾.

We have communicated that powdered TiO_2 semiconductor has a photocatalytic effect on dental plaque and inhibits the viability of *Streptococcus mutans*, when reaction mixtures are irradiated with UV light^{6,7)}.

In the present paper, we describe the prominent acceleration of photocatalytic antibacterial action of powdered TiO_2 semiconductor by some halide ions against oral microorganism.

2 EXPERIMENTAL

Experiments were made with the fine-grain TiO_2 particle (P-25, Nippon Aerosil Co., LTD.) which is composed of 70% anatase and 30% rutile.

The stationary culture of *S. mutans* FA-1 was carried out in Brain Heart Infusion broth (BHI broth, Difco Lab.) at 37°C for 24 hours. The culture ($5 \times 10^{-3} \text{cm}^3$) was suspended in 100 cm^3 of an aqueous solution of halides containing 0.1% TiO_2 by weight.

For the experiment of photocatalytic antibacterial effect, a glass vessel with bacterial suspension was set 5 cm apart from the light source and irradiated with a fluorescent lamp (FL20S-BL, Toshiba Corp.).

The viable cell count was measured by counting the colonies with a smear method using BHI agar.

3 RESULTS AND DISCUSSION

In the previous paper⁶⁾, we have demonstrated the following conclusions, (1) photoexcited surface on powdered TiO_2 semiconductor contacted with a liquid phase has an excellent bactericidal capacity against *S. mutans* which is one of oral microorganisms, (2) the photocatalytic antibacterial action is more effective under near-ultraviolet irradiation than under visible one, (3) in this effect, anatase TiO_2 is superior to rutile TiO_2 .

Here we report that the photocatalytic

SHIKEN Co., LTD. (2-5-6 Terada-cho, Tennoji-ku, Osaka 543, Japan)

† Department of Chemical Engineering, Nara National College of Technology (22, Yata-cho, Yamatokoriyama 639-11, Japan)

†† Professor Emeritus, Faculty of Dentistry, Kyushu University (3-1-1, Maedashi, Higashi-ku, Fukuoka 812, Japan)

Key Words: Photocatalysis, Antibacterial Action, Halide Ion, TiO_2 Powder

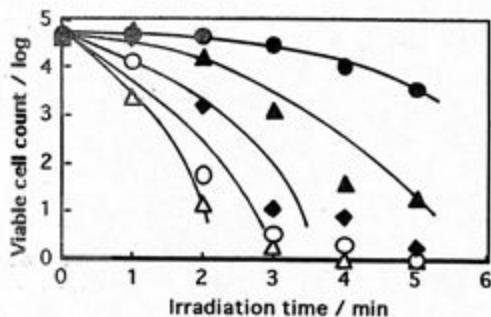


Fig.1 Photocatalytic antibacterial action against *S.mutans* in bacterial suspension with sodium chloride.

Concentration of sodium chloride/
mol · dm⁻³

● : 0.03, ▲ : 0.05, ◆ : 0.1, ○ : 0.2,
△ : 0.3.

antibacterial action can be accelerated by halide ions in bacterial suspension. As is shown in Fig.1, the inhibitory effect on the viability of *S.mutans* was observed when bacterial suspension containing TiO₂ was irradiated with near-UV light.

In the figure the time required for photocatalytic antibacterial effect became markedly short with increasing concentration of sodium chloride in bacterial suspension.

In either control experiment without light or powdered TiO₂, no inhibitory effect was observed on the viability of *S.mutans*. As is shown in Fig.2, the accelerative effect of chloride ion on photocatalytic antibacterial action was not influenced by counter ions, such as Na⁺, K⁺, Ca⁺ or Mg⁺, paired with chloride anion. Conversely in Fig.3, the dependency of the accelerative effect on the kind of halide ion derived the following features; (1) fluoride ion alone has no accelerative effect, (2) bromide ion is the most effective to the accelerative effect, (3) iodide ion is

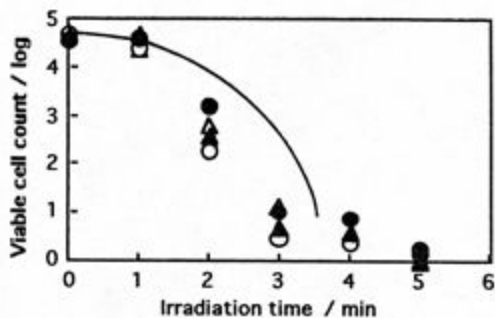


Fig.2 The influence of counter ions on photocatalytic antibacterial action of chloride.

● : 0.1 mol · dm⁻³ NaCl,
▲ : 0.1 mol · dm⁻³ KCl,
○ : 0.05 mol · dm⁻³ MgCl₂,
△ : 0.05 mol · dm⁻³ CaCl₂.

as effective as chloride ion. Those halide ions which accelerated the photocatalytic antibacterial action can be oxidized more easily than water according to their electrochemical oxidation potentials.

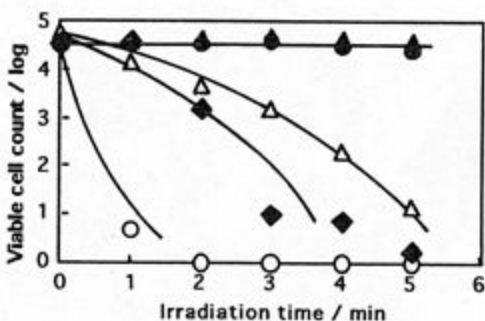


Fig.3 The effect of halide ions on photocatalytic antibacterial action.

● : distilled water,
▲ : 0.1 mol · dm⁻³ NaF,
◆ : 0.1 mol · dm⁻³ NaCl,
○ : 0.1 mol · dm⁻³ NaBr,
△ : 0.1 mol · dm⁻³ NaI.

Therefore the acceleration effect, although the mechanism is still uncertain, may be attributed to the production of antibacterioactive species in the course of oxidation process of halide ions on TiO_2 surface.

Present results will suggest the possibility of usage of powdered TiO_2 especially in dentistry.

REFERENCES

- 1) H. Kisch and J. Bucheler, *Bull. Chem. Soc. Jpn.*, **63**, 2378 (1990).
- 2) I. Izumi, *Denki Kagaku*, **53**, 178 (1985).
- 3) H. Inoue, T. Matsuyama, B. J. Liu, T. Sakata, H. Mori and H. Yoneyama, *Chem. Lett.*, 653 (1994).
- 4) Y. Nosaka, Y. Ishizuka, K. Norimatsu and H. Miyama, *Bull. Chem. Soc. Jpn.*, **57**, 3066 (1984).
- 5) T. Matsunaga, R. Tomoda, T. Nakajima and H. Wake, *FEMS Microbiol. Lett.*, **29**, 211 (1985).
- 6) K. Onoda, J. Watanabe, Y. Nakagawa and I. Izumi, *Denki Kagaku*, **56**, 1108 (1988).
- 7) T. Morioka, T. Saito, Y. Nara and K. Onoda, *Caries Research*, **22**, 230 (1988).